

Transparency Advisory Group

September 20, 2016

Welcome and Introductions



TAG Goals

1. TAG to approve a process by March 30, 2016 for office based medical provider data review and feedback for anticipated publication of quality data to be published starting Summer 2016.
2. Ensure the dissemination of maternity data by facility to public facing entities that can use the data to inform care decisions by June 30, 2016.
3. Ensure 6 key groups are aware of and actively soliciting use of APCD data; we are seeing more data requests and assessing gaps in the utility to these groups: Payers, Researchers, Employers, Providers, Quality Improvement entities, and Public Health.
4. Advance the breadth of Utah APCD submission data , adding uninsured patient data with FQHC pilot clinics and UHIN as well as successful advancement of Medicare Data in the APCD: evaluate all options for accessing Medicare A & B data and developing a plan to make that information available to users of the APCD by December 31,2016 .
5. TAG to review and develop use cases for dental data for patient information on dental prices for common procedures for insured patients by December 31, 2016
6. TAG to inform the use of APCD data on public health strategies on controlled substance overprescribing and harm by August 30, 2016.



Next 3 Physician Office Quality Measures Survey says....

Proposed Measure	1st	2nd	3rd	1st+2nd+3rd
Medication Management for People with Asthma (MMA) (NQF 1799) The percentage of patients 5-64 years of age during the measurement year who were identified as having persistent asthma.	6	8	6	20
Medical Attention for Nephropathy (NQF 0062) The percentage of patients 18-75 years of age with diabetes (type 1 and type 2) who received a nephropathy screening or monitoring test.	7	8	3	18
Well-Child Visits in the First 15 Months of Life (NQF 1392) The percentage of children 15 months old who had the recommended number of well-child visits with a PCP during their first 15 months of life.	6	5	7	18
Use of Imaging Studies for Lower Back Pain (NQF 0052) The percentage of members with a primary diagnosis of low back pain who did not have an imaging study (plain x-ray, MRI, CT scan) within 28 days of the diagnosis.	4	7	7	18
Breast Cancer Screening (NQF 2372) The percentage of women 50-74 years of age who had a mammogram to screen for breast cancer.	8	4	4	16
Persistent Beta Blocker Treatment After a Heart Attack (NQF 0071) The percentage of patients 18 years of age and older with a diagnosis of acute myocardial infarction (AMI) and who received persistent beta-blocker treatment for 6months after discharge	2	6	6	14
Cervical Cancer Screening (CCS) (NQF 0032) Percentage of women 21-64 years of age who were screened for cervical cancer.	4	4	5	13
Chlamydia Screening in Women (CHL) (NQF 0033) The percentage of women 16-24 years of age who were identified as sexually active and who had at least one test for chlamydia during the measurement year.	5	0	2	7

Based on 42 responses 9/14/2016

UtahHealthScape Website Update and Anticipated Next Steps

UtahHealthScape Communications Planning

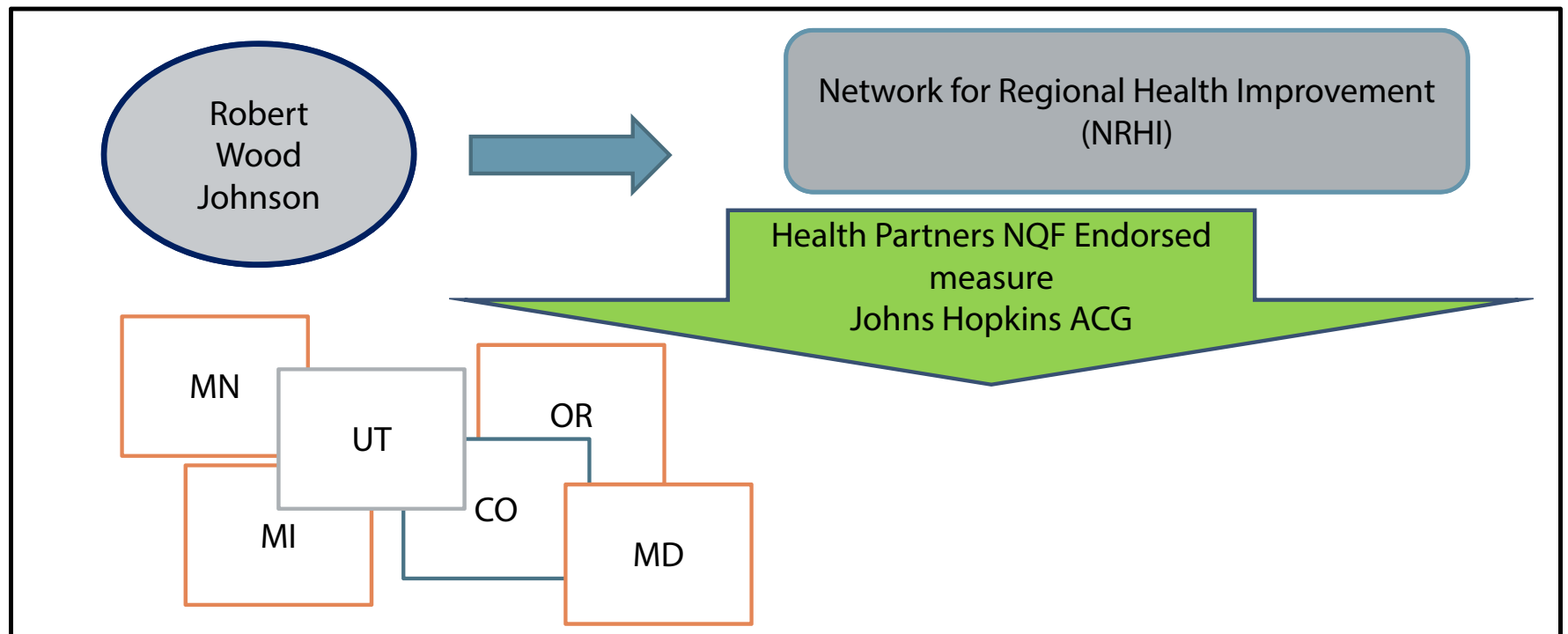
UtahHealthScape Marketing Plan

- Send press release to media outlets in Utah, follow-up personally with known contacts
- Share press release with partner organizations
- Reach out to “Mom” groups on Facebook to see if they will allow posting about maternity information in their groups
- Carry out social media plan including
 - Twitter posts
 - Posting article on Health Care News Site
 - Sharing article on LinkedIN
 - Including article in Health Care News Digest
- Article on updates has already been published in our quarterly stakeholder newsletter, QualityInsight

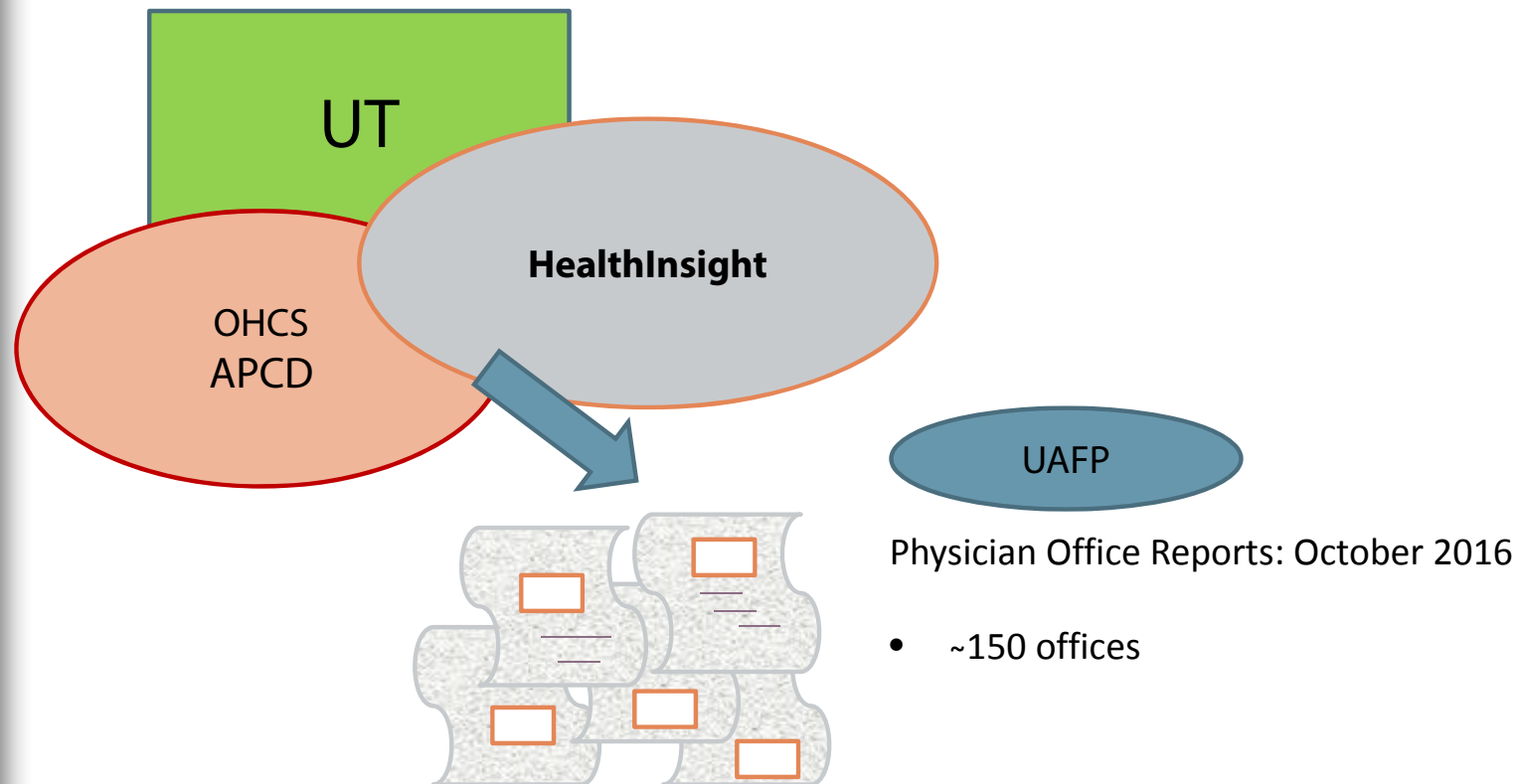


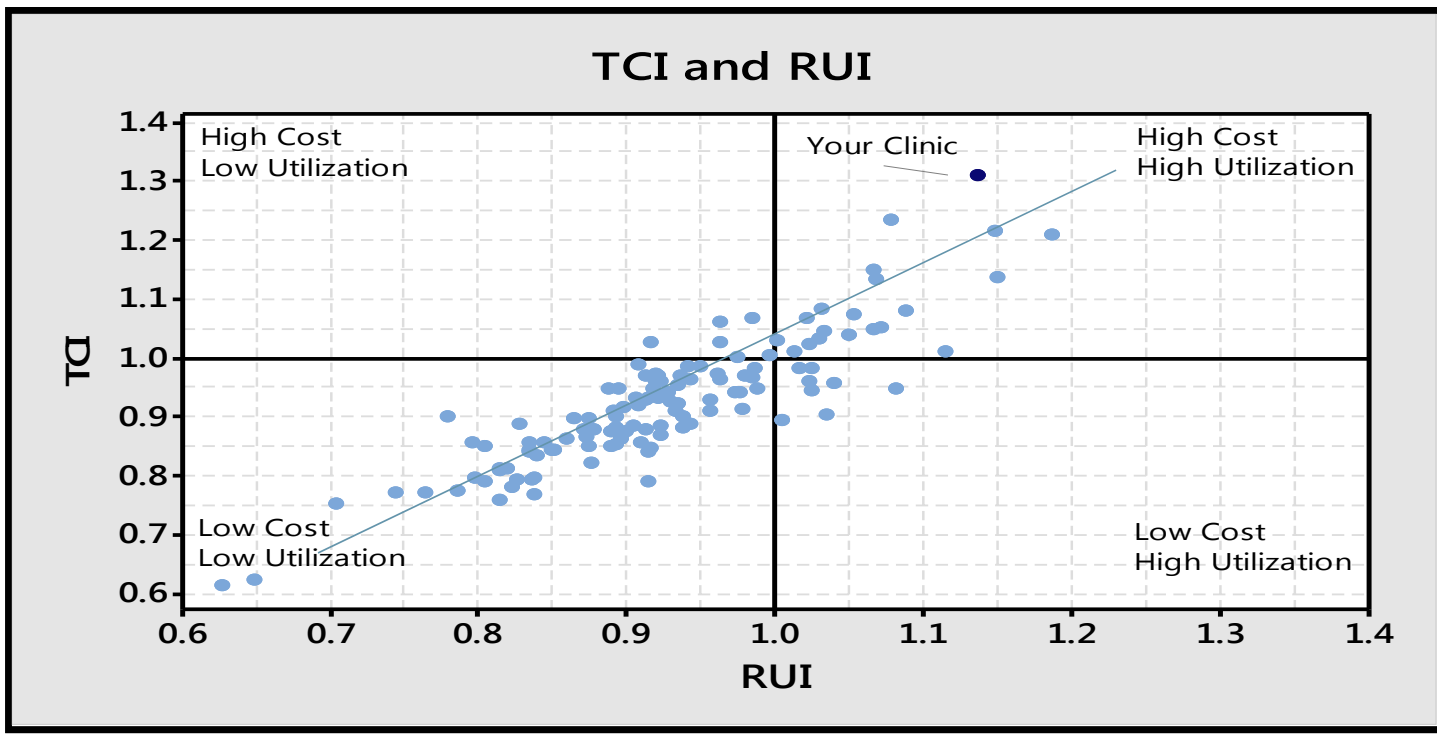
Update on the Total Cost of Care Physician Office Report Development

Transparency: Total cost of Care Project



Total Cost and Resource Use Reports



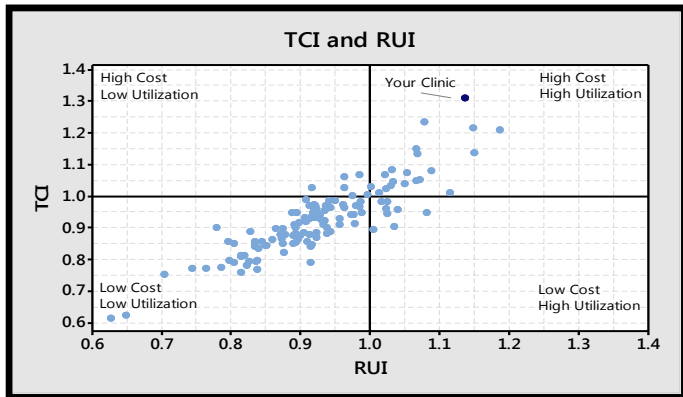


Cost



Resource Use



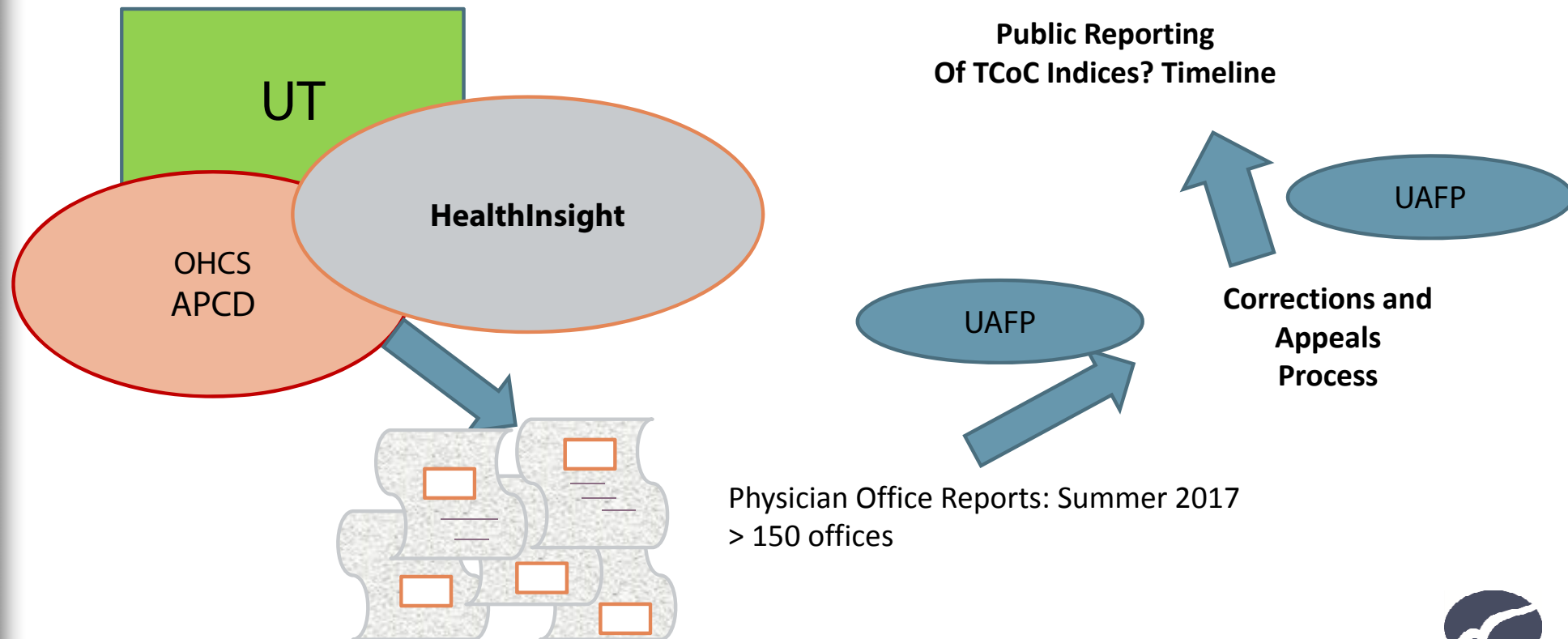


	Total Cost Index =	Resource Use Index X	Price Index
Inpatient	1.51	1.02	1.48
Outpatient	1.35	1.23	1.10
Professional	1.05	0.96	1.07
Pharmacy	1.41	1.47	0.96
Overall	1.31	1.14	1.15

Drivers:
 High price
 High use



Total Cost and Resource Use Reports



Timeline Ahead

- UAFP representatives review content (Sept)
- Draft report to select clinics and UAFP Board (Oct/Nov)
- Disperse Reports to Community (Dec-March)
- UAFP Seminar on reports (Feb 2017)
- Total Cost of Care 3 Continuation Anticipated



**Utah Partnership for Value invitation
September 29 4-6pm at HealthInsight
Focus on Opportunity of Transparency with
guest Ellen Gagnon**

Wrap Up & Next Steps

Next TAG Meeting:
October 18, 2016