

Transparency Advisory Group

April 19, 2016

Welcome and Introductions



TAG Goals

1. TAG to approve a process by March 30, 2016 for office based medical provider data review and feedback for anticipated publication of quality data to be published starting Summer 2016.
2. Ensure the dissemination of maternity data by facility to public facing entities that can use the data to inform care decisions by June 30, 2016.
3. Ensure 6 key groups are aware of and actively soliciting use of APCD data; we are seeing more data requests and assessing gaps in the utility to these groups: Payers, Researchers, Employers, Providers, Quality Improvement entities, and Public Health.
4. Advance the breadth of Utah APCD submission data , adding uninsured patient data with FQHC pilot clinics and UHIN as well as successful advancement of Medicare Data in the APCD: evaluate all options for accessing Medicare A & B data and developing a plan to make that information available to users of the APCD by December 31,2016 .
5. TAG to review and develop use cases for dental data for patient information on dental prices for common procedures for insured patients by December 31, 2016
6. TAG to inform the use of APCD data on public health strategies on controlled substance overprescribing and harm by August 30, 2016.



UtahHealthScape Updates

Wowza's UtahHealthScape Modules Summary

Proposed Modules – Utah HealthScape

- Doctors
- Clinics
- Hospitals
- Nursing Homes
- Home Health



Proposed Modules – Utah HealthScape

- Doctors 
- Clinics
- Hospitals
- Nursing Homes
- Home Health

- Awards/Badges
- Primary & secondary specialty
- Gender
- Medical school
- Languages
- Affiliations



Proposed Modules – Utah HealthScape


- Doctors
- Clinics
- Hospitals
- Nursing Homes
- Home Health



- Awards/Badges
- Primary specialty
- Languages spoken by staff



Proposed Modules – Utah HealthScape

- Doctors
- Clinics
- Hospitals 
- Nursing Homes
- Home Health

- Awards/Badges
- Patient experience
- Maternity care
- Surgical care
- Heart attack
- Heart failure
- Pneumonia




Proposed Modules – Utah HealthScape

- Doctors
- Clinics
- Hospitals
- Nursing Homes 
- Home Health

- Awards/Badges
- Languages spoken by staff
- Care quality
 - Long and short stay
- Health and fire safety
- Staff time



Proposed Modules – Utah HealthScape

- Doctors
- Clinics
- Hospitals
- Nursing Homes
- Home Health 

- Awards/Badges
- Patient experience
- Managing daily activities
- Preventing unplanned hospitalizations
- Managing pain and symptoms
- Preventing harm
- Wound care



Proposed Modules – Utah HealthScape

- Doctors
- Clinics
- Hospitals
- Nursing Homes
- Home Health



Wowza Mock Up of new UtahHealthScape site

Wowza's UtahHealthScape 'Bucket' Spreadsheet Summary

Controlled Substance Database Research

APCD & CSD

Emily Varner
APHIF Fellow

PDO Grant

- CDC Prescription Drug Overdose Prevention for States
- 4 year project
- Goals:
 - **Enhance & maximize the CSD as a public health tool**
 - Implement community-level interventions
 - Evaluate the implementation & impact of prescription drug-related policies
 - Develop & implement innovative rapid response projects
 - Partner with CDC to ensure success of cooperative agreement & share lessons learned

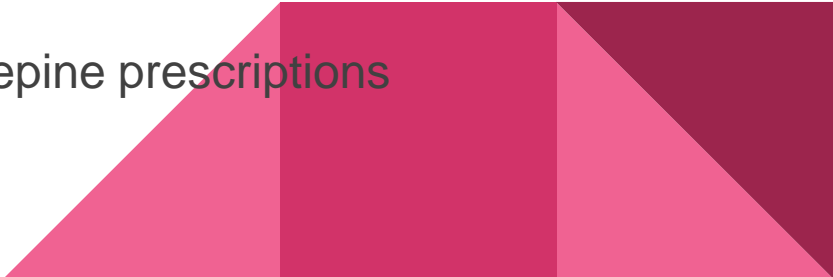


Goal 1

- Enhance & maximize the CSD as a public health tool
 - Increasing the capacity to store & analyze CSD data
 - **Increasing the number of data systems linked to the CSD**
 - Linkage using DOHMPI
 - **APCD**, death, ED, hospital inpatient, birth, cancer registry
 - Increasing the number of CSD public health surveillance reports
 - Increase & improving proactive reporting



Analysis

- Transparent ReUsable database & Statistical Tools (TRUST)
 - Developed by University of Utah/VA researchers
 - Initial Indicators
 - Percent of patients receiving more than an average daily dose of 100MME (across all opioid prescriptions)
 - Rate of multiple provider episodes (5+ prescribers and 5+ pharmacies within 6 months)
 - Percent of patients prescribed long-acting/extended-release opioids who were opioid naive (no opioid prescriptions for 60 days)
 - Percent of prescribed days overlap between opioid prescriptions
 - Percent of prescribed days overlap between opioid & benzodiazepine prescriptions
- 

Other APCD Indicators

- Provider specialty
- Preceding medical events
- Trends in prescribing practices & patient behaviors by payer type
- Geographic distribution
 - Patients, providers, pharmacies
- Other suggestions?

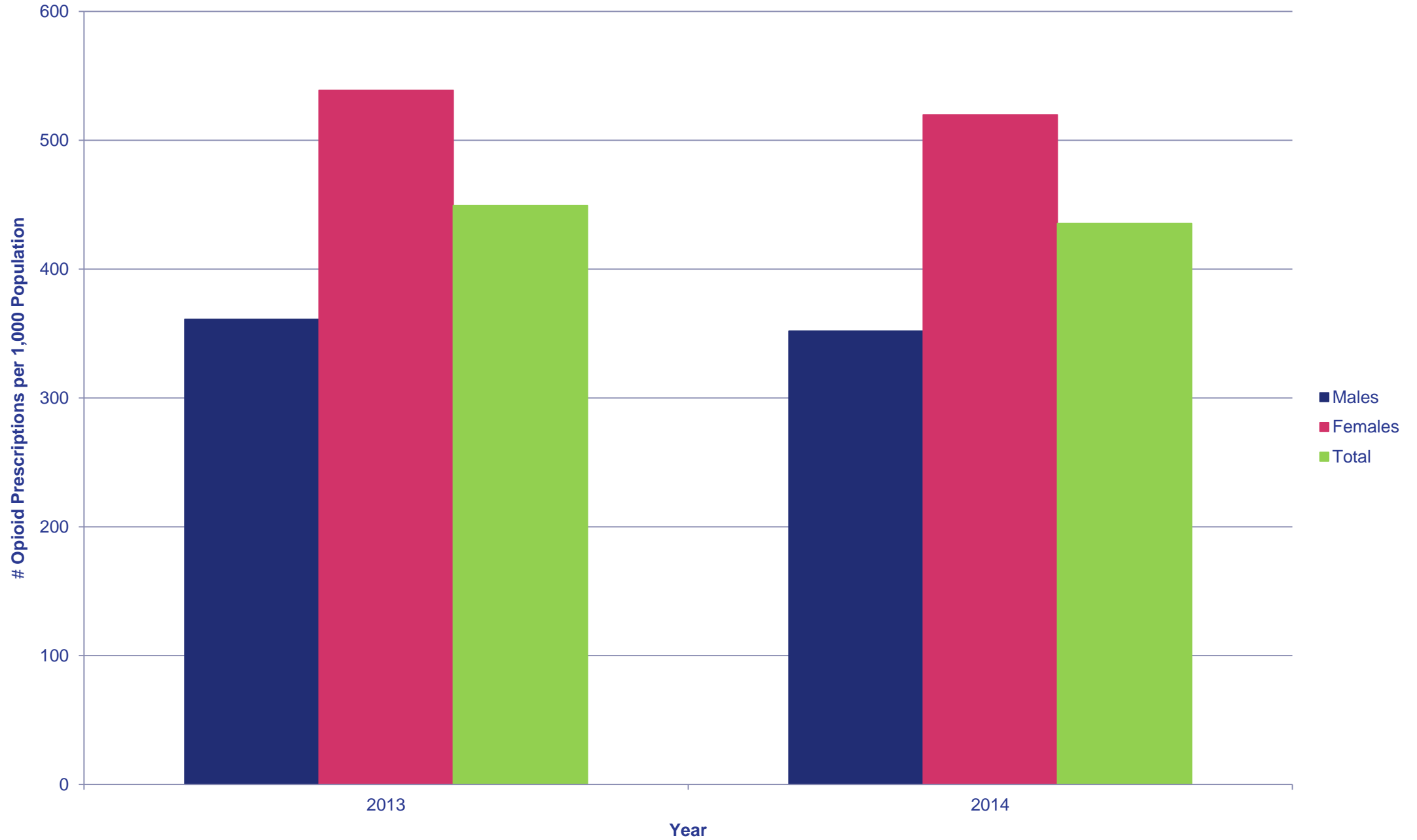


APCD Prescriptions

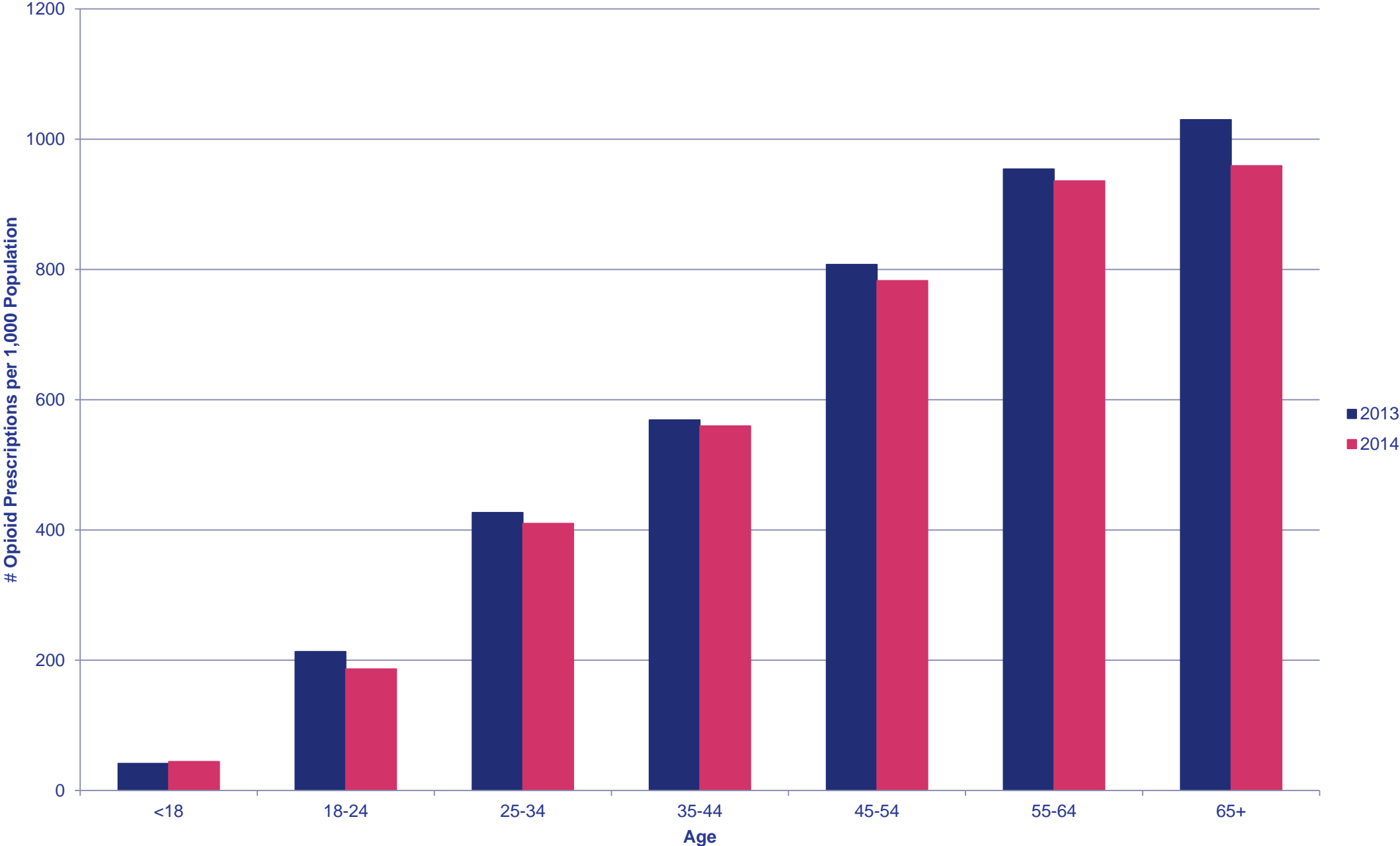
- 2013
 - 449.5 opioid prescriptions/1,000 population
 - Opioid prescriptions: 1,304,796
 - UT population: 2,902,787
- 2014
 - 435.4 opioid prescriptions/1,000 population
 - Opioid prescriptions: 1,281,319
 - UT population: 2,942,902



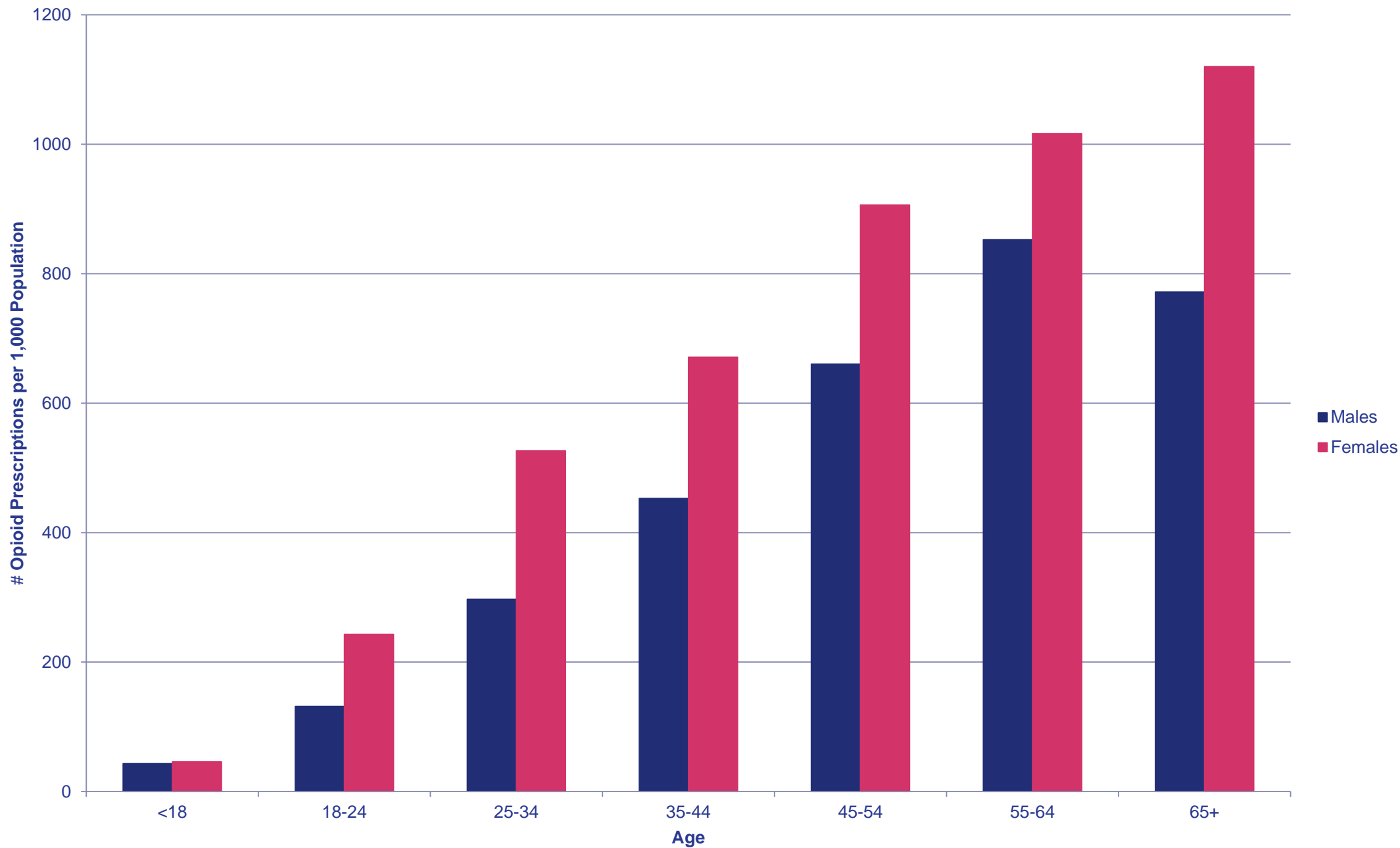
APCD Opioid Prescriptions by Gender, 2013-2014



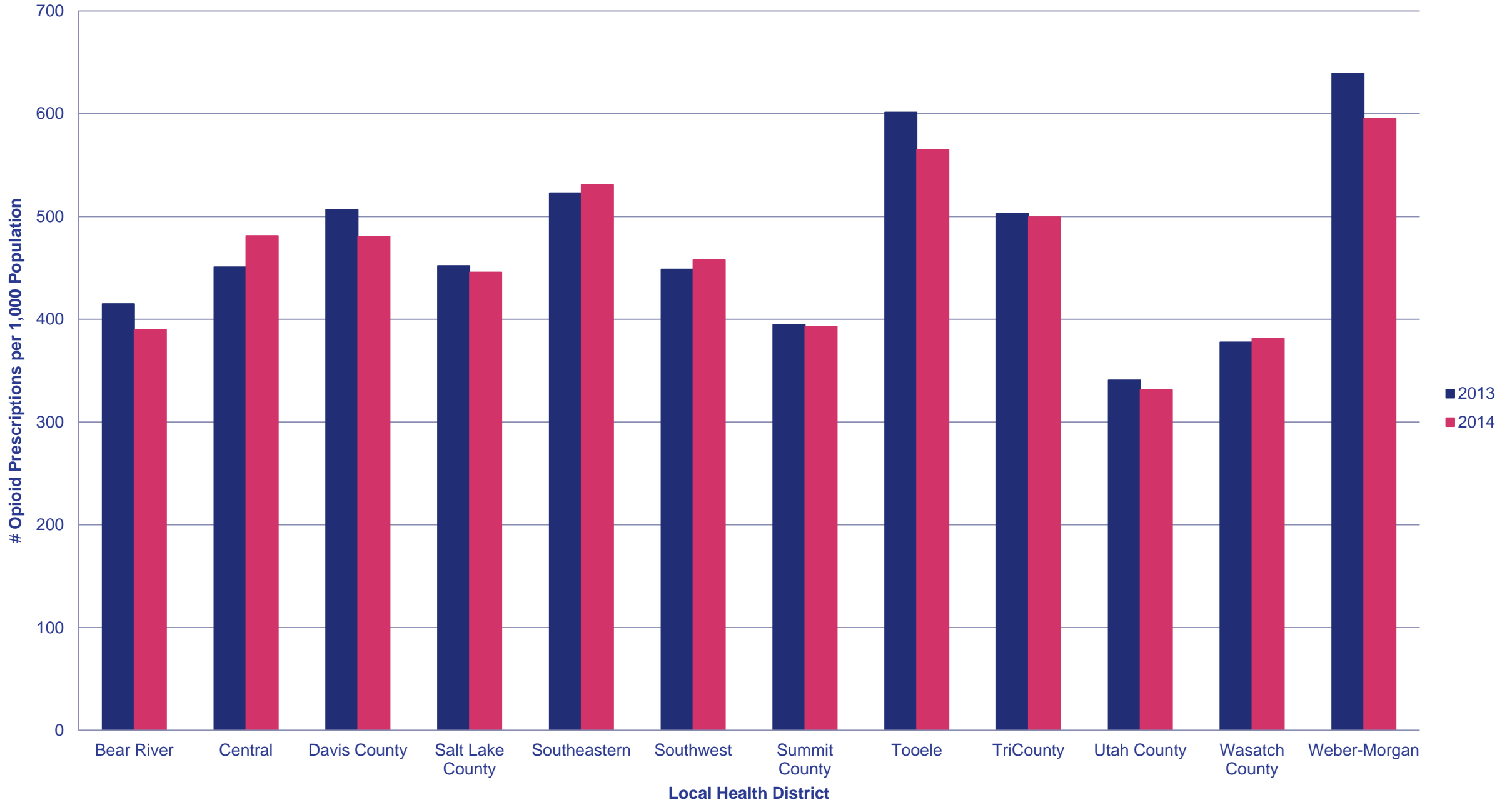
APCD Opioid Prescriptions by Age, 2013-2014



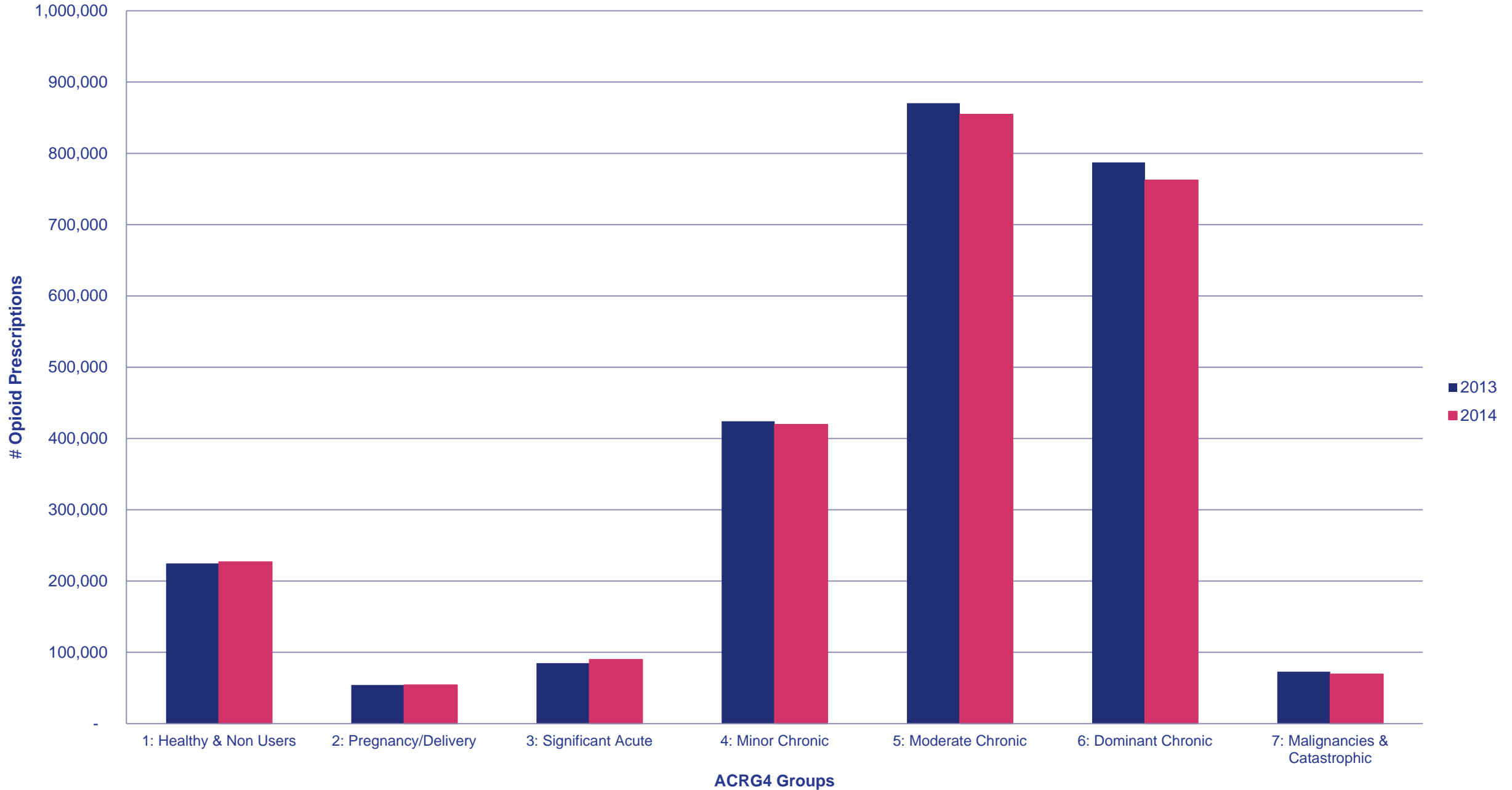
APCD Opioid Prescriptions by Age & Gender, 2014



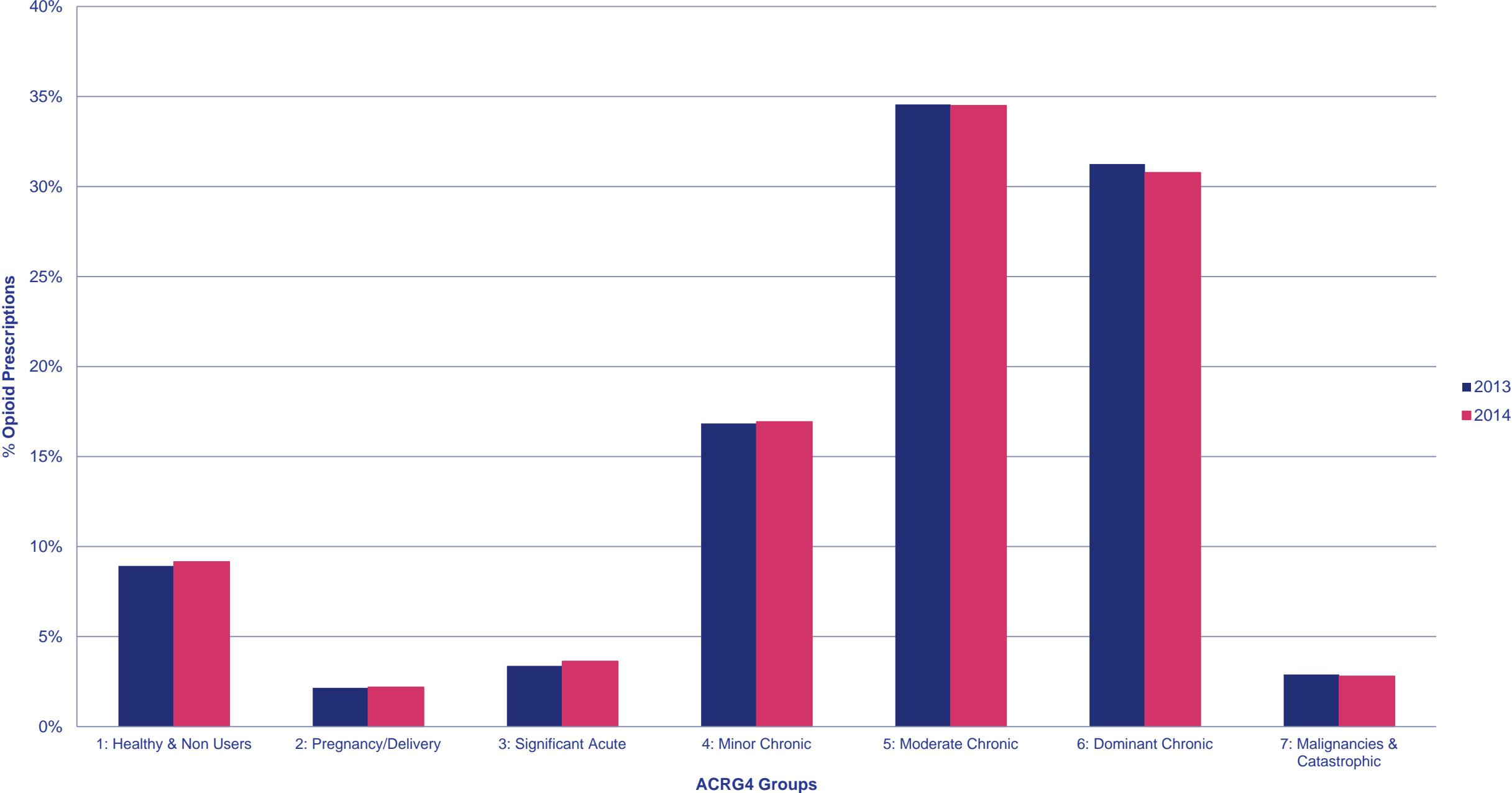
APCD Opioid Prescriptions by Local Health District, 2013-2014



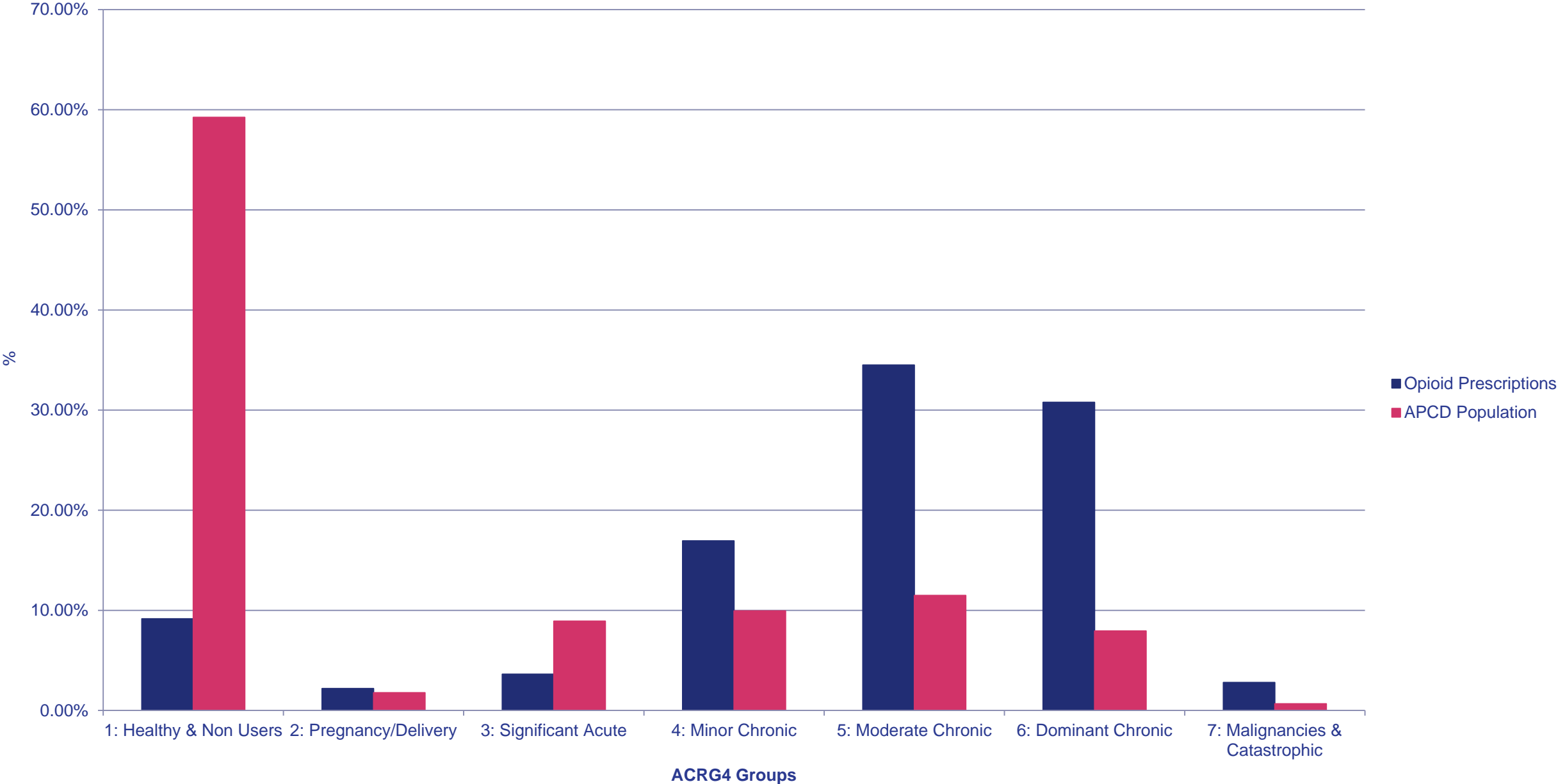
APCD Opioid Prescriptions by ACRG4 Groups, 2013-2014



APCD Opioid Prescriptions by ACRG4 Groups, 2013-2014



APCD Comparison of Population & Opioid Prescription Distributions by ACRG4 Groups, 2014



Clinic Quality Comparison Measures for 2017

HEDIS Measures in 3M Contract

- Breast cancer screening (NQF 2372)
- Well-child visits in the first 15 months of life (NQF 1392)
- Comprehensive Diabetes Care: Hemoglobin A1c (HbA1c) testing (NQF 0057)
- Avoidance of antibiotic treatment in adults with acute bronchitis (NQF 0058)
- Chlamydia screening in women (NQF 0033)
- Cervical cancer screening (NQF 0032)
- Comprehensive Diabetes Care: Medical attention for nephropathy (NQF 0062)
- Use of imaging studies for lower back pain (NQF 0052)
- Medication Management for People with Asthma (NQF 1799)
- Persistent Beta Blocker Treatment After a Heart Attack (0071)



Wrap Up & Next Steps

Next TAG Meeting: May 17, 2016